



# BRIEFING SHEET

In this special event each pilot nominates three extra figures to be flown at the end of the normal Known sequence, following-on either directly or after an unpenalised break. The sequence thus becomes partly "free" as an introduction to the programme-2 sequence requirements you will meet at Intermediate and above.

## Selecting the figures -

- Use the attached example sheet and / or the Aresti (condensed) Catalogue as reference material.
- Select three figures that you wish to fly as an extra short sequence after you complete the 'known'
- Any three figures constructed from the Aresti (condensed) Catalogue may be used - even repeats from the 'known' sequence. However you must NOT repeat any figures or even Aresti Catalogue numbers within your extra three figures – this is mandatory.
- The attached sheet shows a number of suitable figures, but you are strongly encouraged to look in the catalogue for your own alternatives - that is, after all, what this exercise is all about ...
- Take care to select figures that carry the appropriate energy and altitude forward from first to last
- The total additional K must not exceed 30. You may add less, but then you will score less...
- Remember that when you fly them you will just have flown the 'known', so avoid over-complication!

## Making-up your Judging sheet -

- Get your copy of the McAully Standard Known judging sheet Form-A from the BAeA web or the Registrar
- Carefully and clearly add your three figures 11, 12 and 13 showing in the appropriate places -
  - the Aresti symbol for each complete figure in the 1st column
  - the catalogue number(s) for the individual parts that make up the figure in the 2nd column
  - the individual "k" for each part against the catalogue number in the 3rd column
  - the TOTAL K for each figure in the 4th column
- You will be judged using this Form, so it is in your interest to make it neat and tidy
- Add your name, aircraft type and registration to the top right corner of the form
- Take this sheet back to the Registrar, who will make the necessary photocopies for the judging line
- We may check the figures, but do not regard this as a service! Get advice if you need it - it's free

## When you fly the sequence -

- Fly the known sequence figures in the usual way, finishing as you normally would.
- You can then -
  - EITHER .... Carry on directly into your three extra figures. In this case no wing-rocks are required
  - OR .... Take a break (wing-rocks!), re-position, then re-start (wing-rocks again!) and fly your three figures
- Your first extra figure can start in any direction, ie. either into-wind, down-wind or cross-wind either way
- The second and third figures must follow as a sequence in the usual manner

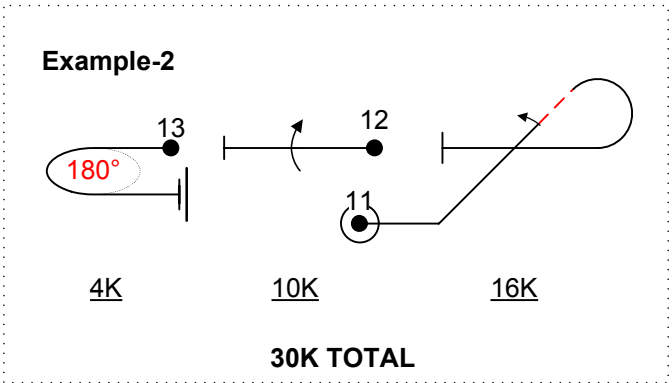
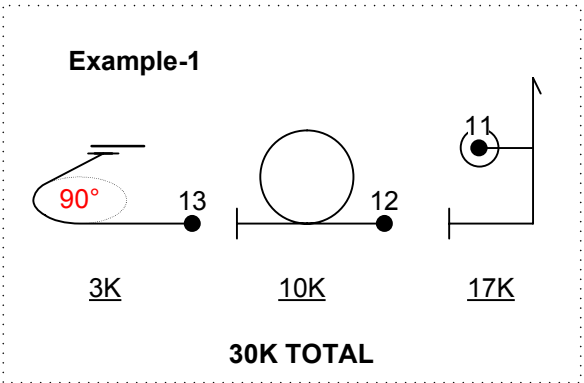
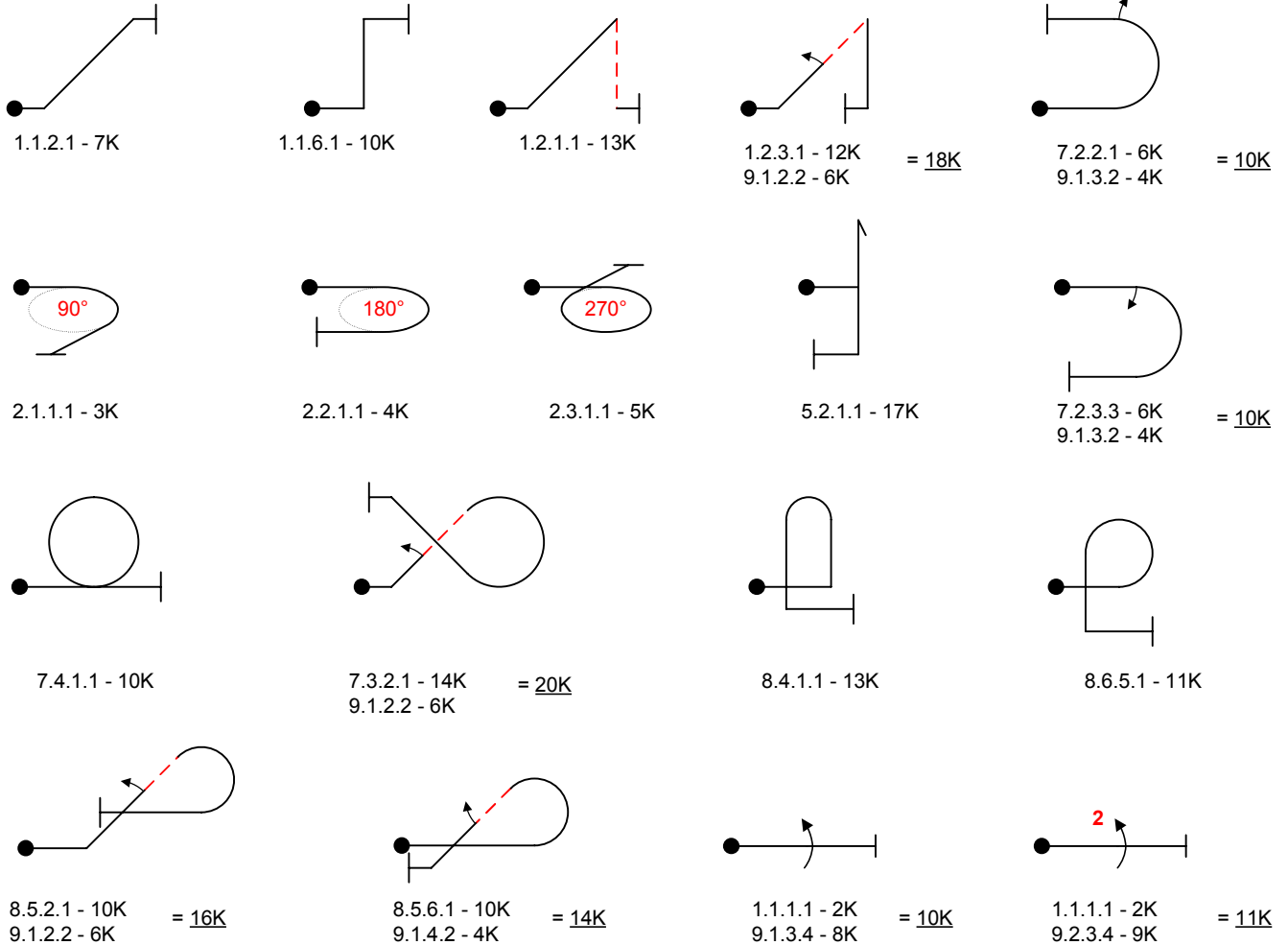
**Always remember - Standard Breaks are not penalised**

**If you need some help.... ASK !**



**Fenland standard level McAully Trophy +3 figures**

**Some suitable CIVA Catalogue figure examples....**



These figures are all taken from the Aresti Catalogue (Condensed), with their figure designations and individual K-factors. The catalogue can be purchased from Aresti System SL at [www.arestisystem.com](http://www.arestisystem.com)

- If you need some help with this system or in compiling your extra three figures then either -
- (a) Find someone with a current CIVA Catalogue, or
  - (b) Ask!